

WHO? WHAT? WHERE? WHEN? WHY? HOW?

News Report

Graphic Organizer and Paragraph Summary
Use with ANY News Report!

News Report

Who? What? Where?
 When? Why? How?


Instructions:
 Fill in the graphic organizer with information gathered from the newspaper article.


Headline


Newspaper


Published/Date


Byline

Who? 

What? 

Where? 

When? 

How? 

Report Summary

Once you have completed the graphic organizer, write a 5-6 sentence paragraph summarizing the news report. Use the **lead** (*who, what, where, when*) as the topic sentence and *how* in the body of the paragraph. **Do not include your opinion - facts only!**

	Level 3	Level 2	Level 1
Understanding	Demonstrates considerable understanding of the news report's main idea.	Demonstrates some understanding of the news report's main idea.	Demonstrates minimal understanding of the news report's main idea.
Topic sentence	Topic sentence demonstrates a considerable understanding of the news report lead.	Topic sentence demonstrates a some understanding of the news report lead.	Topic sentence demonstrates a minimal understanding of the news report lead.



Created By Street Academics

Use with ANY News Report

News Report Summary

INSTRUCTIONS: Once you have completed the graphic organizer, write a 5-6 sentence summarizing the news report. Use the **lead** (*who, what, where, when*) as the topic sentence of the paragraph. Do not include your opinion - f

News Report

Who? What? Where?
When? Why? How?

Instructions:

Fill in the graphic organizer with information gathered from the newspaper article.

Headline

Newspaper

Published/Date

Byline

Where?



Who?



What?



When?

Why?



How?



Level 3	Level 2	Level 1
Considerable understanding of the news report's main idea.	Demonstrates some understanding of the news report's main idea.	Demonstrates limited understanding of the news report's main idea.
Topic sentence demonstrates some understanding of a news report lead.	Topic sentence demonstrates some understanding of a news report lead.	Topic sentence demonstrates a limited understanding of a news report lead.
Satisfactory examples and relevant facts from the article are included in the summary.	Satisfactory examples and relevant facts from the article are included in the summary.	Irrelevant examples and relevant facts from the article are included in the summary.
Communicates information and ideas with some effectiveness.	Communicates information and ideas with some effectiveness.	Communicates information and ideas with limited effectiveness.
Uses English language conventions with some accuracy and effectiveness.	Uses English language conventions with some accuracy and effectiveness.	Uses English language conventions with limited accuracy and effectiveness.

News Report

Graphic Organizer and Paragraph Summary

Created By Street AcademiKs

News Report

Who? What? Where?
When? Why? How?

Instructions:

Fill in the graphic organizer with information gathered from the newspaper article.

Headline

Newspaper

Published/Date

Byline

Where?



Who?



What?



When?



Why?



How?



News Report Summary

INSTRUCTIONS: Once you have completed the graphic organizer, write a 5–6 sentence paragraph summarizing the news report. Use the **lead** (*who, what, where, when*) as the topic sentence and explain the *why* and *how* in the body of the paragraph. Do not include your opinion – facts only!

	Level 4	Level 3	Level 2	Level 1
Knowledge & Understanding				
Main Idea	Demonstrates a substantial understanding of the news report’s main idea.	Demonstrates considerable understanding of the news report’s main idea.	Demonstrates some understanding of the news report’s main idea.	Demonstrates limited understanding of the news report’s main idea.
Lead Who, What, Where, When	Topic sentence demonstrates a substantial understanding of a news report lead.	Topic sentence demonstrates a considerable understanding of a news report lead.	Topic sentence demonstrates some understanding of a news report lead.	Topic sentence demonstrates a limited understanding of a news report lead.
Thinking				
Relevant Facts Why & How	Excellent examples and relevant facts from the article are included in the summary.	Effective examples and relevant facts from the article are included in the summary.	Satisfactory examples and relevant facts from the article are included in the summary.	Irrelevant examples and relevant facts from the article are included in the summary.
Communication				
Paragraph	Communicates information and ideas with a high degree of effectiveness. Sophisticated & Engaging	Communicates information and ideas with considerable effectiveness. Clear & On Topic	Communicates information and ideas with some effectiveness. Vague	Communicates information and ideas with limited effectiveness. Confusing
Language Conventions	Uses English language conventions with a high degree of accuracy and effectiveness.	Uses English language conventions with considerable accuracy and effectiveness.	Uses English language conventions with some accuracy and effectiveness.	Uses English language conventions with limited accuracy and effectiveness.

Thank You For Your Purchase!



Please note, this product includes one single-teacher classroom license for personal classroom use by a single teacher. If you would like to copy this product for more than one teacher, please download additional licenses, available at up to 50% off the original price! If you would like to share this product with friends or colleagues, please return to your 'My Purchases' page and download as many additional licenses as you need.

You May...

- ✓ Use this product for your own personal use;
- ✓ Use this product for your own classroom and/or students;
- ✓ Photocopy this product for use in your classroom by your students;
- ✓ Purchase additional licenses for friends and colleagues;
- ✓ Review this item for TPT rewards.
- ✓ Promote this product on social networks though links available on TPT.

You May Not...

- ✗ Give this product to friends or colleagues;
- ✗ Photocopy this product for a friend or colleague to use;
- ✗ Post this item on a website, including a personal website, classroom website, or district website;
- ✗ Copy or modify any part of this document in order to provide to others for free or for sale.
- ✗ Erase credits at the bottom of pages;
- ✗ Imitate the layout of the product or its contents.

To contact the author for specific permissions or to clarify the terms of use, please contact Samantha May at StreetAcademiKs@gmail.com

© Copyright 2017. StreetAcademiKs. All rights reserved. Permission is granted to copy pages specifically designed for student or teacher use by the original purchaser or licensee. The reproduction of any part of this product is strictly prohibited. Reproduction of this product, in whole or in part, for more than one teacher, department, school district, by for-profit tutoring centre, and for commercial sales. Copying any part of this product and placing on the internet in any form (even a personal/classroom website) is strictly forbidden. This product may not be distributed, posted, stored, displayed, or shared electronically, digitally, or otherwise, without the written permission of StreetAcademiKs. Doing so is a violation of the Digital Millennium Copyright Act (DMCA).

Check out my TPT Store:

<https://www.teacherspayteachers.com/Store/Street-AcademiKs>

CREDITS

